

SOMFY INSTRUCTIONS

BATTERY ACCESSORIES

Part#'s

- 9014020 Re-loadable 12V battery tube (batteries not included)
- *9013279 Battery extension cable 48" (optional)
- *9013277 Battery extension cable 96" (optional)
- 9013263 Battery tube wall mounting clips

Note: 10" battery tube extension cable included with battery tube



BATTERY TUBE: ADDING BATTERIES

NOTE: The Reloadable 12V battery tube requires 8AA Lithium for optimum motor performance.

1. Unscrew the cap from the bottom of the battery wand.

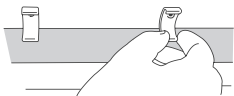


2. Install batteries as shown on the battery tube. (Failure to do so may result in injury and will warranty.) Use only AA Lithium batteries and do not mix type, brand or old batteries with new.

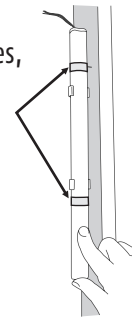


BATTERY TUBE WALL MOUNTING CLIPS

1. Attach battery clips (with included screws) to wall or window surface and secure battery tube.

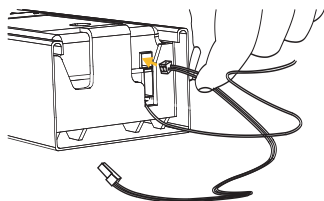


2. For vertically mounted battery tubes, use the provided rubber bands to secure tube.

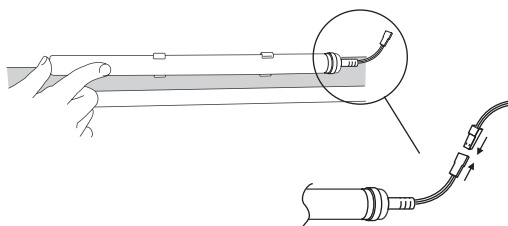


BATTERY EXTENSION CABLE

1. Connect battery tube extension cable (10" included) to motor.



2. Connect battery tube extension cable to battery tube.



***If longer cable is required, order battery extension cable to increase cable length to 48" or 96"**